





SYLLABUS 2022-23





SUBJECT - MATHS

CLASS -KG

HALF YEARLY

MONTH	BOOKS	TOPICS	E LIBRARY TOPICS	ACTIVITY PROJECT/READING/ASL
APRIL TO JULY (ASSESSMENT 1) 	Happy learning mathematics- C	Counting 1 to 50 Number names 1 to 10 Back counting 20 to 01 Table of 2 Pre maths concepts Do page 5 to 12, 15 to 34 and 37.	What comes after, before and between Missing number Count and write Circle the correct number. Pre maths concepts - Heavy light Tall short, Big small, Less more, Thick thin, Different same. Counting 1 to 50. Backcounting. 20 to 1. Numbers name 1 to 10. Table of 2.	Draw a cloud and write the number names in it. 
	NOTEBOOK WORK	What comes after, before and between. Missing number. Count and write. Circle the correct number. Table of 2. Counting 1 to 50. Number names 1 to 10. Backcounting. 20 to 1.		
AUGUST (ASSESSMENT 2) 	Happy learning mathematics- C	Counting 1 to 50. Number names 11 to 20. Do page no 38.	Counting 1 to 50. Number names 11 to 20 What come after, before & between. Circle the correct number.	Draw a tree and write the counting. 
	NOTEBOOK WORK	What comes after, before and between Missing number Count and write Counting 1 to 50. Number names 11 to 20		
SEPTEMBER (ASSESSMENT 3)	Happy learning mathematics- C	Backcounting. 50 to 1. *Table of 3 *Count and write		Draw an apple and write the table of 3 in it.

 <p>write missing numbers</p>	<p>NOTEBOOK WORK</p>	<p>*Back counting 50to1 *Table of 3 What comes after,before and between Missing number Count and write Circle the correct number</p>	<p>Back counting 50 to 1 . Table of 3. count and write.</p>	
<p>OCTOBER (ASSESSMENT 4)</p> 	<p>Happy learning mathematics- C</p>	<p>*concept of shapes . *Addition (+). *What come after before and between Do page number 13 ,14, 53, 55.</p>	<p>Concept of shape . Addition</p> 	<p>Draw a flower and do sums of addition (+)in it.</p> 
ANNUAL				
<p>NOVEMBER(ASSESSMENT 5)</p> 	<p>Happy learning mathematics- C</p>	<p>Counting 1 to 100 Number names 21to 40 Do page no26to36,39,40,57,58</p>	<p>*Counting 1 to 100 *Number names 21 to 40 *Increasing order and decreasing order *Missing numbers *What comes after before and between .</p>	<p>Draw the sun and write the number names 21 to 30 in it.</p> 
<p>DECEMBER(ASSESSMENT 6)</p> 	<p>Happy learning mathematics- C</p>	<p>*Back counting 80to1 * Table of 4 *Subtraction(-) *Do page number 54, 56</p>	<p>*Back counting 80to1 *Table of 4 *subtraction(-)</p>	<p>Draw an black board and write the table of 4 in it</p> <p>Let's Learn the four times table! Hooray!</p> 

<p>JANUARY (ASSESSMENT 7)</p> 	<p>Happy learning mathematics- C</p>	<ul style="list-style-type: none"> *1 to 100 counting *Dodging table *Table of 2,3,4and5 *Put the correct sign(<=>) *Do page no 52,60 to64. <p>Practice page42to47,61to64.(WINTER BREAK)</p>	<ul style="list-style-type: none"> *1 to 100 counting *Dodging table *Table of 2,3,4and5 <p>*Put the correct sign(<=>)</p>	<p>*Draw on A4 size sheet and put the correct sign(<=>) in it.</p> 
<p>FEBRUARY (ASSESSMENT 8)</p> 	<p>Happy learning mathematics- C</p>	<ul style="list-style-type: none"> *Back counting 100to1 * Ordinal number (1to10) *number names 41 to 50 *Do page 41 and 59 	<ul style="list-style-type: none"> *Back counting 100to1 * Ordinal number (1to10) *number names 41 to 50 <p>*Whatcomes after before and between.</p>	<p>Draw a star and write ordinal numbers in it.</p> 
	<p>NOTEBOOK WORK</p>	<ul style="list-style-type: none"> *Back counting 100to1 * Ordinal number (1to10) *number names 41 to 50 <p>*Whatcomes after before and between.</p>		