





# SYLLABUS 2022-23





**SUBJECT : COMPUTER**

**CLASS : 2**

## TERM I

MONTH	TEXT BOOK - TOPIC	E LIBRARY TOPIC	ACTIVITY PROJECT/READING/ASL
APRIL	L-1 Parts of a Computer L-2 How does a Computer Work?	<u>Role of a Computer, Parts of a Computer</u> 	<u>Art Integrated Activity</u> - > Do all the checkpoints given in the chapter. > Activity on I-P-O cycle. > Draw/Paste all the basic parts of a computer.
MAY	L-3 Data Storage	<u>Data Storage</u> 	<u>Art Integrated Activity</u> - > Do all the checkpoints given in the chapter. > Draw/Paste the pictures of any 3 storage devices.
JULY	L-4 More on Tux Paint	<u>More on Tux Paint</u> 	<u>Art Integrated Activity</u> - > Do all the checkpoints given in the chapter. > Draw the picture of tools available in the toolbar section of tux paint.
AUGUST	L-5 More with Mouse	<u>More About Mouse</u> 	<u>Art Integrated Activity</u> - > Do all the checkpoints given in the chapter. > Draw/paste the picture of a mouse showing all the parts. > Do Worksheet - 1
SEPTEMBER	Revision for Mid Term Examination		

## TERM II

OCTOBER	L-6 More With Keyboard	<u>More About Keyboard</u> 	<u>Art Integrated Activity</u> - > Do all the checkpoints given in the chapter. > Draw/paste the picture of a keyboard.
NOVEMBER	L-7 Let's Start Typing	<u>Let's Start Typing</u> 	<u>Art Integrated Activity</u> - > Do all the checkpoints given in the chapter. > Do "Let's practice given" on page no. 52.
DECEMBER	L-8 Working With Text	<u>Working With Text</u> 	<u>Art Integrated Activity</u> - > Do all the checkpoints given in the chapter. > Do "Let's practice" given on page no. 62.
JANUARY	L-9 Fun with MS Paint	<u>Fun With MS Paint</u> 	<u>Art Integrated Activity</u> - > Do all the checkpoints given in the chapter. > Do "Let's practice" given on page no. 71. > Do worksheet - 2 & pg no. 84,85
FEBRUARY	Revision for Annual Examination.		